
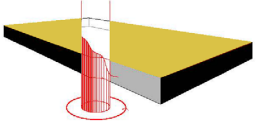
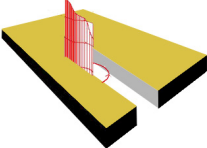

















SPECIAL TREATMENT AND PRODUCTS

CNC PROCESSING OPTIONS FOR COMPACT HPL

A	Cuttings of items		B	Format milling	
Г	Milling for drawings		Δ	Milling of notches	
E	Milling of grooves height 3.2mm and depth up to 15mm		Z	Milled contour 45° for panels 8 – 13 mm	
H	Edge rounded one side 45° from 1 to 6 mm		Θ	Edge rounded both sides 45° from 1 to 6 mm	
I	Edge rounded both sides 45° from 1 to 3 mm with milling of grooves height 3.2mm		K	Milled contour one side R = 5	
Λ	Milled contour both sides symmetrical for panels 8 – 13 mm		M	Milled contour both sides R = 4, 5, 6 with milling of grooves height 3.2mm	
N₁ N₂	Cutting of corner (1) length = 1 -50mm (2) length = 50 -150mm		≡₁ ≡₂	Cutting of corner round (1) R = 1 – 50mm (2) R = 50 – 150mm	
O	Internal opening of hole from Ø 20 to 50		Π	Drilling of blind holes Ø 3, 4, 5, 6, 7, 8, 10, 15	
P	Drilling of fastening holes Ø3, 4, 5, 6, 7, 8		Σ	Mapping out of drawings from dwg and dxf files	



PANAGIOTIS PSARADELLIS & SIA O.E.

ARGIROKASTROU 76

EGALEO 122 41

Tel: +302105613375

Web: www.qtm.gr

e-mail: info@qtm.gr